


MultiCOM 302

CARD - MODBUS/JBUS INTERFACE

The MultiCOM 302 protocol converter allows UPS monitoring using the MODBUS/JBUS protocol over RS232 or RS485 serial lines. In addition, it also manages a second independent RS232 serial line that can be used to connect to other devices such as the PLC or a PC running PowerShield³ software.

Features

- Port configuration for MODBUS/JBUS as RS232 or RS485
- Management of two independent serial lines
- Suitable for integration with the main BMS management programs.



MultiCOM 352


CARD - INTERFACE DUPLEXER

The MultiCOM 352 serial duplicator is an accessory that allows two devices to be connected to a single communication serial port on the UPS.

It can be used anywhere where several serial connections are required for multiple polling of the UPS. It is ideal for LAN networks with firewalls, where a high level of security is required, or for the management of separate LAN networks supplied by a single UPS.

Features

- Cascading configuration giving a maximum of 4 serial communication ports
- LED communication flow indicator
- Firmware upgradeable via serial port.



MultiCOM 372

CARD - RS232 INTERFACE


The MultiCOM 372 allows an additional communication port to be added to the UPS to control and monitor the UPS via the RS232 serial line.

The board is supplied with an ESD (UPS Emergency Shutdown) input and an RSD (Remote Shutdown) input, both available on a removable terminal board and directly connectible to emergency buttons or other buttons.

Features

- Management of ESD input and UPS Shutdown
- Ability to supply devices at 12 V 80 mA max.

For compatibility, refer to the Table on page 16



MultiCOM 382

CARD - RELAY I/O INTERFACE

The MultiCOM 382 provides a set of relay contacts for managing UPS alarm notifications and operating states. The board has two removable terminal boards. One of these terminal boards includes the ESD (UPS Emergency Shut Down) and RSD (Remote Shut Down) signals.


The board also provides the possibility of associating Battery Working, Bypass, Alarm

and Battery Low warnings with potential free changeover or normally open contacts.

Features

- Max. current 3A at 250Vac
- Signal-contact customisation.

For compatibility, refer to the Table on page 16



MultiCOM 401

BOX - PROFIBUS DP INTERFACE

The MultiCOM 401 is an accessory that allows UPS to be connected to a Profibus DP network. The device integrates UPS management and monitoring in a control system based on a field bus that is among the most widely used in the industrial sector for communication between control / automation systems and distributed I/O.

Features

- Profibus DP-V1 protocol
- Configurable addresses from 0 to 99
- Data format: Profidrive V2 PP05
- Communication speed configurable from 9,6 kBit/s to 12 MBit/s
- LED displaying the communication flow.



Multi I/O

BOX - RELAY I/O CARD & MODBUS/JBUS INTERFACE

The Multi I/O is a device that integrates UPS into a control system using fully configurable input and output relay signals. It can be used to connect two devices to a single UPS serial communication port. It can be used anywhere where several serial connections are required for multiple polling of the UPS. It can also communicate on RS485 lines using the MODBUS/JBUS protocol.

Features

- 8 analogue/digital inputs
- 8 relay outputs (3A at 250Vac) that can be configured using UPS and input operating states
- Can communicate with UPS via RS232
- It can control two independent RS232/RS485 serial lines to monitor the UPS and its operating states using the MODBUS/JBUS protocol
- Firmware upgradeable via serial port.

